

The Modern Kitchen Collection by

# FIRST IMPRESSIONS

## FIRST IMPRESSIONS

Since 1987, First Impressions have been designing and distributing Italian kitchens of real distinction. Over 30 years later, we are now one of the UK's leading suppliers of premium kitchen doors, handles and accessories.

Through a combination of modern designs, exceptional materials and our long-established relationships with many of Europe's leading manufacturers, we set the new standard in quality, innovation and choice.

Backed by an expert team of independent retailers, committed to delivering the best possible service, make First Impressions your first choice for kitchens.

Stay in touch with us



[fikitchens.co.uk](http://fikitchens.co.uk)

**Make your new kitchen the heart of your home.**

Supper for one or dinner with friends, make your beautiful First Impressions kitchen the place where it all happens.

Built better to last longer, every one of our stunning contemporary designs will make a real statement in your home for many years to come.



## CONTENTS

Our Modern Range	04
Bespoke Colour Options	10
<b>Modern Range</b>	
Cosdon	18
Halton	26
Welford	34
Torberry	46
Aconbury	54
Haddington	60
Hameldown	74
<b>Finishing Touches</b>	
Handles	84
Innovative Storage Solutions	86
Drawer Options	92
Other Accessories	96
Door Directory	98
Planning Your Kitchen	102

## DESIGNED FOR MODERN LIFE

Combining real craftsmanship, expert knowledge and the latest designs and manufacturing innovations, our modern kitchen collection reflects all of today's best kitchen trends.

Stylish and superiorly built, our kitchens incorporate innovative storage solutions and offer a wide range of configuration options, making them the perfect and flexible choice for your home and life.



Durable mixed materials and finishes help to zone off areas of the kitchen and create points of interest within the overall design scheme.

True handleless drawers give you uninterrupted lines and can be installed with and without strip lighting to create an added illuminated feature.

Our special textured painted finishes add a real sense of opulence to any kitchen space.

## BUILT TO LAST

Good design needs to be many things. As well as being beautiful and functional, your new kitchen should be highly durable; designed and built to withstand the stresses of everyday life for many years to come.

By incorporating materials that are resistant to scratching and moisture ingress, every First Impressions kitchen is built to last. So whichever kitchen you choose, you never need to compromise on quality.

Featured: Cosdon bespoke Graphite, Foundry Tarnished Brass and Industrial Laminate Oak.

## TRENDS & TECHNOLOGY

Reflecting the very best in modern kitchen trends, we bring you the very latest innovations in hand-sprayed paint finishes direct from Italy. Pair industrial textures such as Tarnished Copper or Charcoal from our four new special paint finishes with Matt or Gloss colours to create a truly stunning modern kitchen.



With a wide choice of colours and finishes available, you can really add your own personality to your new kitchen. (above) Cosdon bespoke Graphite and Foundry Tarnished Copper. (left) Industrial Laminate Rust.



Choose from the very latest innovations in Italian colour finishing with our new textured painted effect. Featured here, Cosdon Gloss Porcelain and Foundry Charcoal, available in our new bespoke Foundry collection (see page 15).

## BE CREATIVE, GO BESPOKE

In addition to a range of stock colour finishes, many of our fabulous designs are available in a choice of bespoke colours and textures to bring a more personalised feel to your new kitchen and better reflect your particular tastes.



## HOW TO CREATE A COLOUR SCHEME

### Layout and lighting

The size of your room and the lighting available will dictate which colours will work best within it. For example, using dark shades in a small room that only has limited lighting, (particularly from natural sources), will give a gloomy impression overall.

Whereas, using lighter tones in areas where there are wall cabinets will add a sense of contrast while helping to give the room a brighter feeling. In general, larger, well-lit rooms give the greatest scope when it comes to experimenting with colour.

### Neutral colours

Neutrals are an excellent choice where space is at a premium as they can make a room seem lighter and larger. Using a single shade throughout or mixing similar tones together can create a clean and classic look.

### Contrasting colours

Neutral shades can also be used to offset contrasting shades, and using hues that are opposite in colour or tone can help to divide a space into different areas or to create an interesting focal point.

### Bold colours

Bringing bold colours into a room can help to add impact and energy. Strong tones are a good way to highlight features such as shelving, islands and freestanding units. However, care is needed to ensure the bold shades used add punch to the overall scheme, rather than dominate it.

### Try a sample

As colours can look different depending on lighting conditions, we highly recommend you request a sample door before finalising your choice and ordering your kitchen.

### BESPOKE MATT FINISHES



These symbols indicate that a design is available in a choice of bespoke matt painted finishes or a RAL matched colour. The full range of bespoke colours is shown overleaf.

#### Bespoke paint colours

Our carefully selected palette features 28 of the most beautiful colours, including many of the shades most often selected by interior designers. Where specified, each chosen shade is compatible with our timber and matt ranges.

#### RAL colours

Where your preferred colour is not available within our range of bespoke paint finishes, we may be able to reproduce exactly what you are looking for through our RAL colour-matching service.

### BESPOKE GLOSS AND METALLIC FINISHES



This symbol shows that a kitchen is available in a bespoke gloss or metallic finish. The full range of colours is shown overleaf.

From the bold and adventurous to the subtle and muted, we offer a range of 16 gloss and 3 metallic finishes from across the colour wheel.

Manufactured and painted in Italy to the highest quality, each gloss-finished design has a superior lustre and depth that is highly reflective and extremely durable, giving a glass-like appearance and adding a premium feel to any space.



Choosing the right colour is all down to your personal taste, and selecting a shade from our bespoke range will help you to create an altogether more unique and individual space.





MATT PAINTED FINISHES



Graphite	Slate Grey	Ink Blue	Deep Blue
Dark Blue	Steel Blue	Sage	Haze
Mineral	Sky Blue	Luna	Winter Teal
Mint	Pistachio	Windsor	Dakar
Light Grey	Grey	Savanna	Corn silk
Mussel	Fresco	Warm Grey	Dove Grey
Calico	Cream	Porcelain	White

GLOSS FINISHES



Trivi Blue	Olive	Lake Como	Piazza Granite
Sorrento Orange	Limoncello	Dolce Vita	Villa Stone
Sicily Blue	Italian Velvet	Abruzzo Red	Verona Red
Milan Mint	Sistine Veil	Twilight	

METALLIC FINISHES



Iridescent Moon	Pink Champagne	Shimmering Grey

FOUNDRY FINISHES



Tarnished Brass	Tarnished Copper
Black Steel	Charcoal

INDUSTRIAL LAMINATES



Oak*	Concrete*
Lava*	Rust*

\*Edged laminated product.

Please note The colours shown here are a digitally printed representation of our paint colours and are as accurate as the printing process allows. Colour has the ability to look very different depending on the light source. For this reason we highly recommend that you request a sample door before you commit to an order.



## THE BEST OF MODERN DESIGN

Helping to refresh your space and update the look of your home, our contemporary designs reflect all the very latest kitchen trends.

## COSDON

Cutting edge Italian painted textured detailing, combined with gloss and matt finishes and true handle-less doors and drawers make Cosdon a truly exciting new range.

Available from stock in White, Light Grey, Mid Grey, Porcelain and Savanna in both Gloss and Matt with all bespoke colour options also available. See page 15 for more details.



Mixing up finishes to give a two tone effect looks fantastic and is a great way to add design detailing. Here, the Industrial Laminate, Rust, features with Gloss Mid Grey and Copper frames.



Mix matt and gloss with our new tactile Foundry finishes. Here Foundry Black Steel features with our stocked colour Light Grey.



Keep it minimal with a true handle-less design. Shown here in Gloss Savanna.



Our handle-less rails can be painted to any of our matt bespoke colours as well as RAL colours.



(above) Gloss Porcelain featured with Industrial Laminate Oak.

(left) Matt White with bespoke colour Winter Teal.



## HALTON

A clean, neat, flat-profiled design thanks to the truly handle-less drawers and cupboards, the Halton is ideal for achieving an ultra modern look. Using the latest manufacturing technologies, the Halton matt doors achieve a high resistance to stains and marks, making this a beautiful durable choice. Shown here in Gloss White and Matt Grey.



Organised storage is so important in any modern kitchen and features such as drawer inserts and trays can keep everything neat and to hand.

A wide range of configurable storage options and choice of finishes makes Halton a beautiful and durable choice.



Illuminated handles are an additional option on the Halton range and look fantastic for mood lighting at a dinner party.





The Gola handle-less option gives a true handle-less design.

Halton is available in Grey, Sahara and White for both matt and gloss finishes. Shown here in Matt Sahara and Matt Grey.



## WELFORD

With clean, flowing lines and gently rounded edges there is a real sense of balance about the beautiful Welford. Available in a choice of Bright White, Cream, Savanna, Graphite, Grey, Sky Blue and Willow finishes, you can use them on their own or create your own unique combination. Or for something altogether different, the Welford is also available in both bespoke gloss and bespoke matt painted finishes.



Featured units are displayed here in Gloss White from our standard range. We've made a feature of the island by pairing Trivi Blue from our bespoke gloss range.



Hidden handles help to make for a completely contemporary look, and the Welford gives you the freedom to experiment with colours and combinations.

Features such as the full height larder doors and bi-folding wall units increase storage and maximise space, while adding visual impact to the kitchen.



Featured in Graphite from our stocked gloss range.



The soft tonal quality of Savanna from the stocked gloss range gives this kitchen a calming and relaxed feel.



Welford has endless colour combinations that work together beautifully. On the left it is featured in a mix of Grey and Willow, whilst above we've combined Cream with Willow for a more clinical look.



Welford is available in 7 standard and 16 bespoke gloss finishes, plus our 28 bespoke matt finishes too. Our RAL colour matching service is also available on this kitchen.



Create the illusion of space by adding floating base units in Gloss White, or for an up-to-date twist incorporate an accent colour in to your design.





## TORBERRY

Thoughtfully designed and highly desirable, Torberry's recessed centre panel on the doors and drawers gives the design a frame-like appearance. It's a detail that adds real depth to the Torberry, highlighting the smooth, modern matt-painted finish.

When you just want to keep it clean and simple, go for our Slate Grey or Mineral stock colour options, which are perfect for bringing a light and airy feel to your space.

Torberry featured here in Slate Grey and Mineral.



Available in two standard colours (Light Grey and White), Torberry also comes in our 28 Bespoke paint finishes or RAL matched colours. Combine the shades shown here for a chic, sophisticated look.

## GET THE LOOK

Featured matt paint colours:  
Slate Grey and Mineral  
(see page 15)

Featured handles:  
Ha129 & Ha130  
(see pages 84-85)

Special Features:  
Feature square or curved corner posts,  
Dovetail drawer boxes, cutlery trays  
and plate spacers

Featured worktop:  
Corian Silver Grey





## ACONBURY

The simple aesthetics of Aconbury are ideal for those who want a pure and streamlined look. The sense of clean, uncomplicated design is continued by the way the handles are incorporated within the doors. To take it to another level, the Aconbury, available in Porcelain and bespoke shades, can be combined with the Welford Gloss range.

Aconbury incorporates a handle into the 22mm thick door for a totally streamlined look.



Aconbury is available in a Matt Porcelain (featured overleaf) and our 28 bespoke paint finishes (featured in Winter Teal and Graphite below). We also offer a RAL matching service on this kitchen range.





The coolness of the Aconbury Matt Porcelain evokes a sense of serenity, bringing a calming feel to the heart of your home.

Sleek J-handles incorporated into drawer tops and doors give Aconbury a very modern feel.



## HADDINGTON

With a wide appeal, the very versatile Haddington is available in Gloss Cream, White and Grey, plus 16 bespoke gloss finishes or choose any of our 28 bespoke matt finishes, giving you the opportunity to get creative with your colours and schemes.



Steel Blue, Luna and Deep Blue in matt finishes, and Grey in the gloss finish. The clean lines and minimal detailing of the Haddington make it an excellent choice for contemporary loft apartments or modern suburban settings.







Adding cupboards that reach right up to ceiling height is a good way to get the most from your available space.

Mix the colours of shelf linings and edgings to add a welcomed extra detail.





# GET THE LOOK

Featured matt paint colours:  
Steel Blue, Luna & Deep Blue  
(see page 15)

Featured gloss colour:  
Grey  
(see page 15)

Featured handles:  
Ha90 & Ha91  
(see pages 84-85)

Featured worktop:  
Corian Everest



Choose a gloss finish to give your design an added dimension. Our gloss finish has a highly reflective quality; creating a sense of extra light and space, while also being easy to clean, making it a great fit for family life.

We've shown it here in Dolce Vita and Lake Como gloss (above) and Graphite matt paired with Twilight gloss (right).





Choose subtle, matt colours for an uber modern, understated look.



To show how Haddington works well with combinations of colours, here the muted standard Gloss Grey wall and base units provide the perfect contrast to the bright splashback, which provides a striking focal point within the space.





Shown here in Gloss Cream from our range of stock colours



Shown here in Gloss White from our range of stock colours



Haddington Gloss is available in stock colours Cream, White and Grey, or you can select one of our 16 bespoke gloss finishes. See page 15 for details.



## HAMELDOWN

This design harnesses the natural warmth of Cream, enhanced further by the oak splashback and breakfast bar.

High gloss Cream helps bounce light around a room.

Stylishly colour-coordinated handles sit proudly on the face of the doors, adding a subtle design feature.








Hameldown gloss Dune has all the reflective qualities of a gloss White but with an added tonal warmth, which will create a sophisticated look in any space.

Hameldown is available in 3 stocked high gloss finishes - Cream, Dune and White.



# FINISHING TOUCHES

From handles that complement your chosen doors to neat ideas for organising your drawers, we offer a wide range of accessories to finish your new First Impressions kitchen in real style.



# OUR HANDLE COLLECTION

Finely designed and precision manufactured in a range of materials and finishes, our collection of handles includes something to suit every taste and your selected style can greatly enhance your chosen kitchen.



1 Ha128 Brushed Nickel Edge handle, 200mm centres. 2 Ha127 Brushed Nickel Edge handle, 160mm centres. 3 Ha174 Black D handle, 320mm centres. 4 Ha172 Brushed Nickel D handle, 320mm centres. 5 Ha170 Chrome D handle, 320mm centres. 6 Ha169 Chrome D handle, 160mm centres. 7 Ha173 Black D handle, 160mm centres. 8 Ha171 Brushed Nickel D handle, 160mm centres. 9 Ha137 Brushed Nickel D handle, 160mm centres. 10 Ha135 Chrome D handle, 160mm centres. 11 Ha39 Chrome/Grey square D handle, 160mm centres. 12 Ha133 Black and Copper T-bar, 160mm centres. 13 Ha90 Brushed Nickel D handle, 160 centres. 14 Ha92 Chrome D handle, 160 centres. 15 Ha53 Chrome bridge handle, 160mm centres. 16 Ha166 Black/Chrome Twix handle, 320mm centres. 17 Ha130 Brushed Nickel Slim handle, 320mm centres. 18 Ha158 Copper T-bar handle, 320mm centres. 19 Ha157 Copper T-bar handle, 197 centres. 20 Ha161 Black Matt square D handle, 160mm centres. 21 Ha162 Black Matt square D handle, 320mm centres. 22 Ha160 Chrome square D handle, 320mm centres. 23 Ha159 Chrome square D handle, 160mm centres. 24 Ha167 Black/Chrome Twix handle, 160mm centres. 25 Ha168 Black/Chrome Twix handle, 320mm centres.

## INNOVATIVE STORAGE SOLUTIONS

Making sure there's a place for everything, our range of storage solutions include handmade wooden drawer systems and trays, quality-engineered in-cupboard carousels plus pull out larder units, to keep everything neat, tidy and easily accessible.



1



2

1 Pull out pantry system.  
2 Pull out larder system.



A pull out pantry system is a clever way to maximise your storage space.



Keep bulky items such as pans, small appliances and dinner sets within easy reach with a sliding corner pull out.




1

Our in-cupboard sliding corner pull out brings order to awkward cupboard spaces, making use of previously inaccessible corner voids.



1 & 2 Corner carousel pull out storage system.



- 1 Pull out magic corner system.
- 2 Articulated corner pull out.
- 3 Removable pull out cleaning system.
- 4 Narrow pull out drawer system.
- 5 Narrow pull out drawer and towel rail system.
- 6 Removable pull out cleaning system.

Make practical use of narrow spaces with a removable cleaning basket system, allowing you to keep essential cleaning items close to hand, wherever you are in the house.



## DRAWER OPTIONS

So you can always lay your hands on exactly what you need, our versatile drawer options help to store and separate pots, pans, cutlery and utensils, both neatly and safely.

These beautifully built dovetail drawers feature cutlery dividers and an anti-slip lining to keep everything tidy.







With the flexibility to be configured however you choose, this clever drawer organisation system is the simple and very effective way to store your pots and pans, ready for when you need them.



Dovetail drawer boxes are a true sign of a superior quality build.

## OTHER ACCESSORIES

Don't forget about cupboard corners, bottle racks, inset shelving and all the other accessories that make your stunning new kitchen truly a one off.

This page: 1 Radius corner post - Torberry range only. 2 Square corner post - Torberry range only. Right page 3 Bottle rails.



Inset shelving is an easy way to add extra storage or display space.



Add an additional design detail by choosing between rounded and square cupboard corners.

1



2



3



## DOOR DIRECTORY

Bringing together all the options in the First Impressions Modern Range, here is your comprehensive guide to all our doors and the finishes they're available in.



All the designs in our Modern Range are available in a choice of stock colours, with selected kitchens also available in a number of bespoke matt, gloss and textured finishes. RAL colour matching is also an option on some designs. To find out more, look for the symbols shown and see page 15 for details.

### MATT ONLY

ACONBURY



Available in Porcelain and bespoke painted. See page 15.


TORBERRY



Available in Light Grey, White and bespoke painted. See page 15.

### GLOSS ONLY


HAMELDOWN



Available in Gloss Cream, Dune and White. See page 15.

### MATT & GLOSS

COSDON



Available in White, Light Grey, Mid Grey, Savanna, Porcelain, bespoke gloss and bespoke matt. See page 15.

HALTON



Available in White, Grey and Sahara. See page 15.

WELFORD



Available in Bright White, Cream, Graphite, Grey, Sky Blue, Willow, Savanna bespoke gloss and bespoke matt. See page 15.

HADDINGTON



Available in Cream, White, Grey, bespoke gloss and bespoke matt. See page 15.



### GLAZED/FRAMED

ALUMINIUM




Aluminium frames are available with black privacy glass or frosted glass.

COPPER OR BLACK MATT



Frames available in Copper or Black Matt with black privacy glass.




Featured here - Welford Gloss doors in White

## PLANNING YOUR KITCHEN

When planning a kitchen, no matter how much space is available, your design should encompass the classic work triangle. This is made up of the three points where most tasks take place, (i.e. the cooker/hob, the sink and the refrigerator).

Positioning these points close to one another will make your kitchen work more efficiently, saving you time when you're cooking. Even in kitchens where this is not possible, for example where units must be placed along a single wall, you should still place these points close together. Please use the graph paper below to help you with your plan.



## NOTES

---

---

---

---

---

---

---

---

---

---

---

---

---

---

---

---

---

---

---

---

---

---

---

---

---

---

---

---

---

---



